

Phonics 2024: Year 1

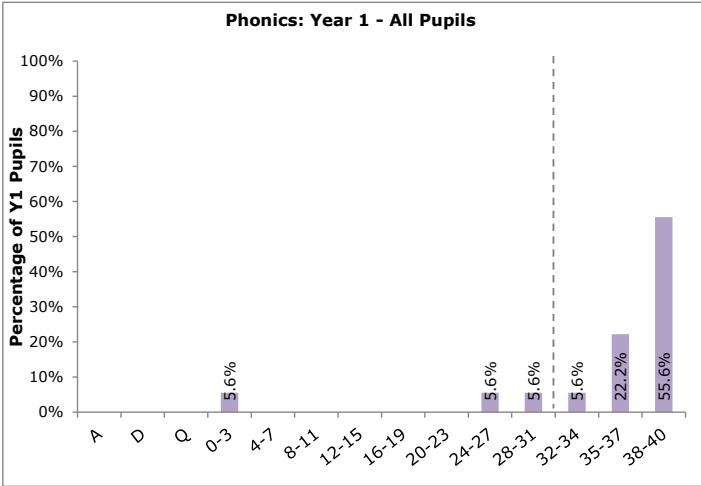
St John's Catholic Primary School, Camborne (DfE: 3463)

This page shows the percentage of pupils achieving the expected standard and the percentage of pupils below the expected standard in the 2024 Year 1 Phonics Screening Check. The first table and charts are for all pupils, boys and girls and the second are for disadvantaged and non-disadvantaged pupils.

Phonics: Year 1 Pupils

	Pupil Total	Expected Standard Achieved	School % Achieved	Cornwall % Achieved	DfE National % Achieved	Pupil Diff. School vs. National
All	18	15	83.3%	84.0%	80.2%	0
Girls	9	9	100.0%	87.6%	84.1%	1
Boys	9	6	66.7%	80.6%	76.6%	0

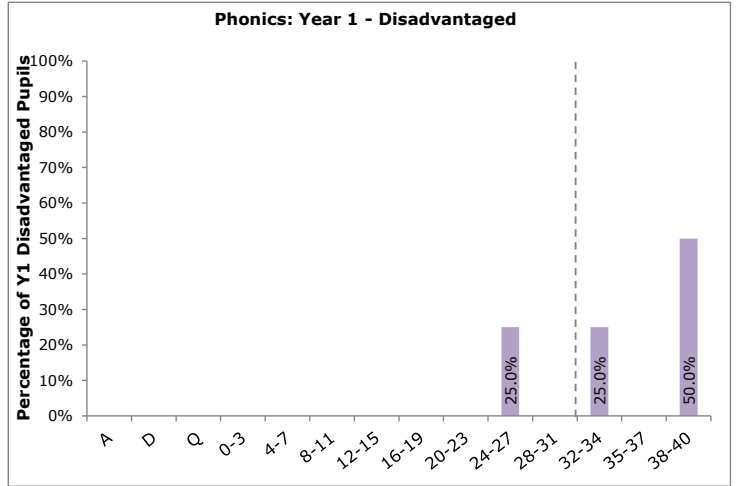
Small Cohort, less than 11.



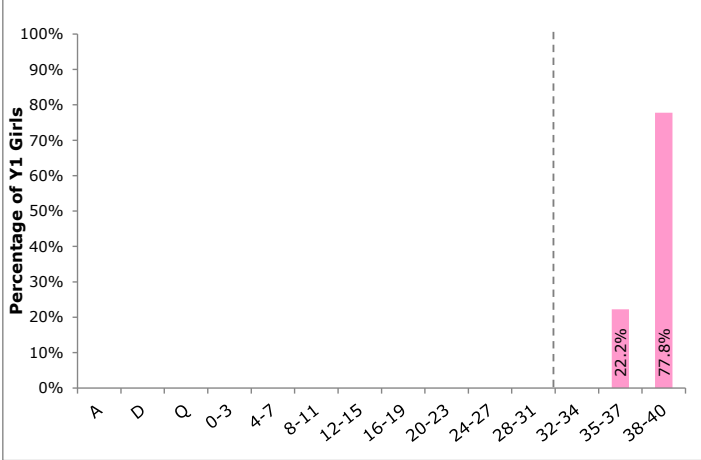
Phonics: Year 1 Pupils - Disadvantaged

	Pupil Total	Expected Standard Achieved	School % Achieved	Cornwall % Achieved	DfE National % Achieved	Pupil Diff. School vs. National
Dis.	4	3	75.0%	72.2%	68.0%	0
Non-Dis.	14	12	85.7%	87.0%	83.8%	0

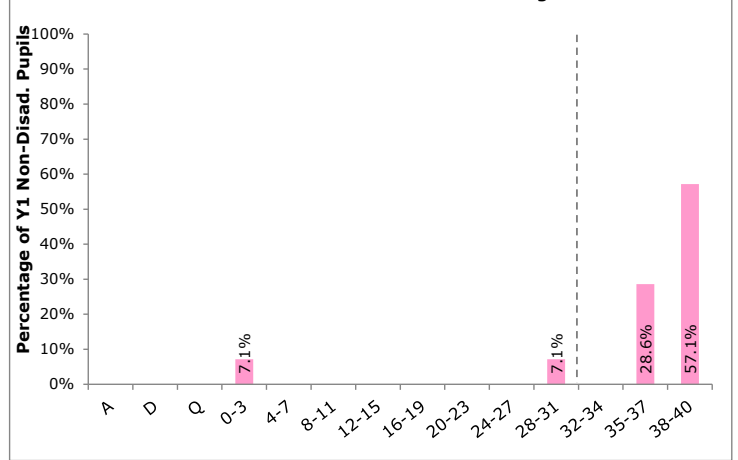
Small Cohort, less than 11.



Phonics: Year 1 - Girls



Phonics: Year 1 - Non Disadvantaged



Phonics: Year 1 - Boys

